



## New Edge™ Premium LED Street Light

50W~200W

### FEATURES

- System Light Efficacy 180 LPW
- Ultra Bright, Up to 36,000Lm
- Flexible, Modular Design
- Multiple Choice of Optical Lenses
- Easy Installation & Maintenance
- Five Years Warranty
- IP66

### TYPICAL APPLICATIONS

- Road Way Lighting
- Walkway Lighting
- Plaza Lighting
- Area Lighting

### SPECIFICATIONS

#### PERFORMANCE

LED Chip	Philips Lumileds
Color Temperature	4500~5500K (2500~5500K Optional)
CRI	≥70
Lumen Maintenance	L70>150,000 Hours (Calculated Using Tm-21 Calculator)
Input Voltage	100-277 VAC (347/480 VAC Optional) Dimming Optional
Power Factor	0.95 Minimum
IP Rating	IP66

#### ENVIRONMENTAL





Operating Temperature	-30 to 60°C (-22 to 140°F)
Storing Temperature	-40 to 80°C (-40 to 176°F)
Humidity	15% to 95% RH

#### PHYSICAL

Fixture Material	Aluminum Alloy
------------------	----------------

WARRANTY	5 Years
----------	---------

## ■ Specifications

Picture	Part#	Power	NO. of Modules	Efficacy(IES)	Total Lumen	N.W	Product Dimensions
	EL-PED-50(ST)	50W	1	180LPW	9,000lm	5.4kg/11.9lbs	503x358x82mm 19.8x14.1x3.2in
	EL-PED-100(ST)	100W	2	180LPW	18,000lm	6.5kg/14.3lbs	597x358x82mm 19.8x14.1x3.2in
	EL-PED-150(ST)	150W	3	180LPW	27,000lm	7.5kg/16.5lbs	711x362x85mm 28x14.3x3.3in
	EL-PED-200(ST)	200W	4	180LPW	36,000lm	8.6kg/19lbs	805x362x85mm 31.7x14.3x3.3in





■ **Mounting Options & Accessories**

Image	Applicable Power	Product Code	Product Description
	50W~200W	SP-SI	Slide-in Mount



■ **Ordering Information** (Standard)

