

E-LITE



Titan



THE CHOICE OF THE SPORTS LIGHTING

Titan, true to its name, an innovative sports light provides excellent illumination of the stadium area under controlling of spill light and accurate angles for comfortable playing and visual sensation. Titan already be there.



Recreational sports



Multi-sports halls



Areas for controlled spill light



Apron spaces



Transportation & industrial areas

TITAN, TO THE CHANGING WORLD

Today, we live in a 24-hour society. After a busy day of work, we need enjoy the energy, passion and exercise from exercise which can brings us balance, harmony, well-being and fun. So people are looking for flexibility to do sports in their free time. For sports clubs and centers, adaptable lighting is essential.




FLEXIBLE LIGHT CONTROL

As the standard U bracket and the round compact design, the Titan sports light can be adjusted 360° horizontally and 180° vertically to ensure even light for every corner of the sports field but no light pollution to other areas.



LIGHT JUST RIGHT FOR ATHLETES

The Titan LED sports light provide optimum visibility, without glare or shadows as the special shield and optics design. Then every athlete, whatever their sports, can enjoy themselves, perform at their best and avoid injury.



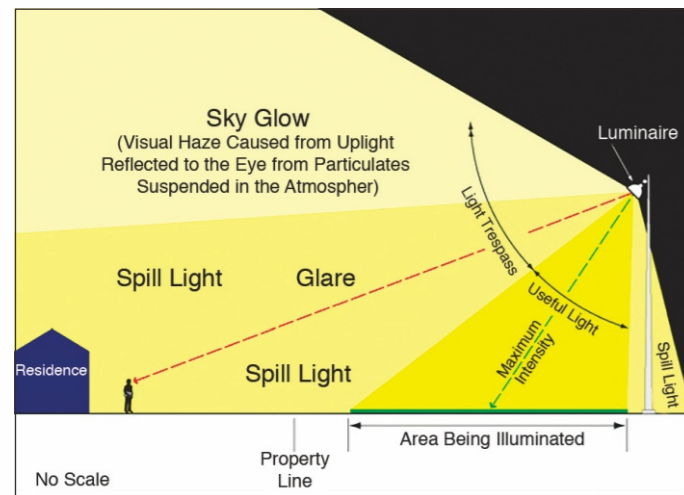
BETTER LIGHT FOR THE ENVIRONMENT

The quality of eyesight of young people is gradually dropping because the dramatically growing use of electronic products. And obesity through a sedentary lifestyle is also increasing, so it is more important than ever to encourage young people to do sports regularly. The LED lighting system can support the creation of healthier environment and encourage greater participation in recreational sports. It uses less energy and reduces carbon footprint.

LIMIT THE LIGHT POLLUTION

SKY GLOW


The haze or glow of light emitted above a lighting installation is a form of light pollution referred to as sky glow, must conform to Sports and Recreational Area Lighting requests of IES RP-6-15/ EN 12193. Sky glow can be minimized by reducing the amount of up-light cast into the sky. For the light emitted into the sky directly from the luminaire, external shielding (visors) can be added.



Obtrusive Light Components.

SPILL LIGHT

Any light that falls beyond the area that is being illuminated that is not intentional or required is considered spill light. Although spill light should generally be controlled in residential areas, reactions to spill light often vary. Some residents are ambivalent with regard to spill light, or may even prefer spill light on their property to enhance their feeling of security, while other residents want the spill light directed away from their property.



GLARE


The impacts of glare should generally be reduced. Glare typically impacts larger areas as pole mounted luminaires may be visible from long distances. The use of luminaires that incorporate internal and/or external shielding (visors) to limit direct view of light sources help reduce glare.

LIGHT SPILL CONTROL

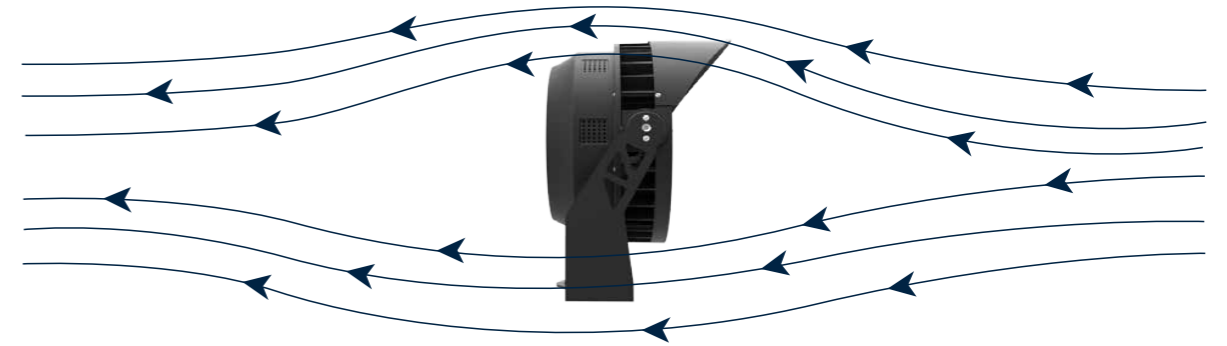


GREATER LIFE EXPECTANCY IN WARMER CLIMATES

Proprietary thermal efficient design with passive cooling maximizes heat dissipation for longer life of the luminaire.



AERODYNAMIC DESIGN FOR MINIMAL WIND RESISTANCE

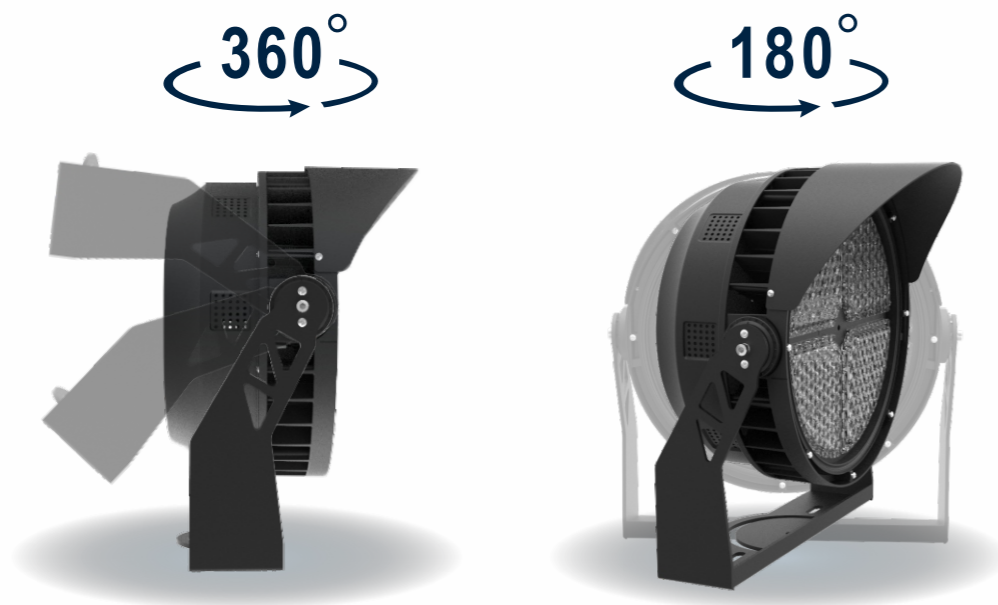
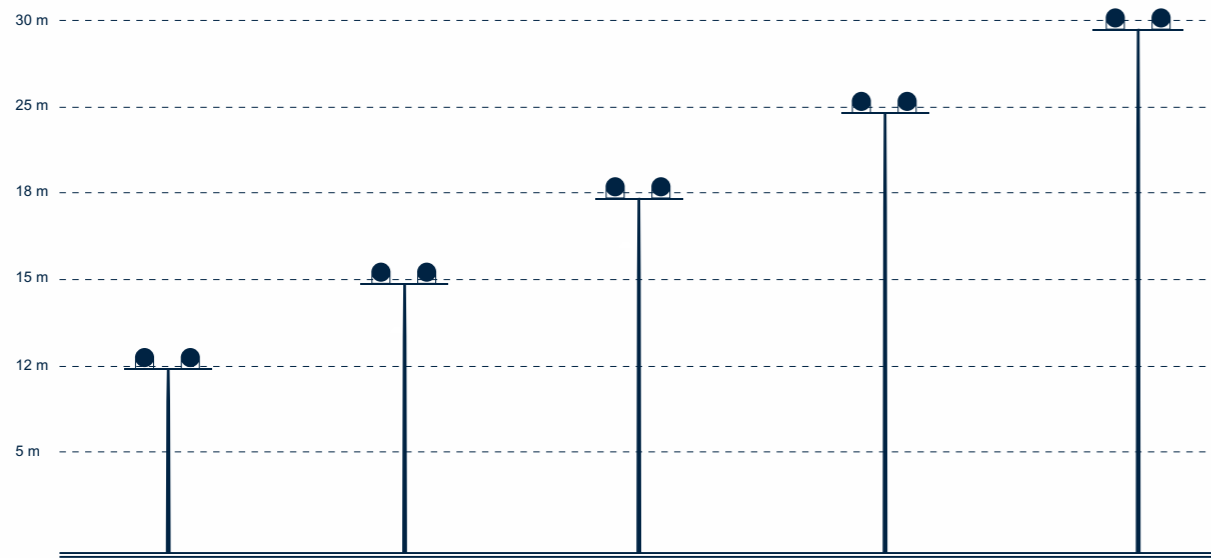


During outside projects, it is important to consider the weight and windage of selected products and their suitability for existing or proposed mounting structures. Note that a floodlight mounted horizontal to the ground, as with an asymmetric distribution, helps to decrease windage and provides better control of spill light.



INSTALLATION

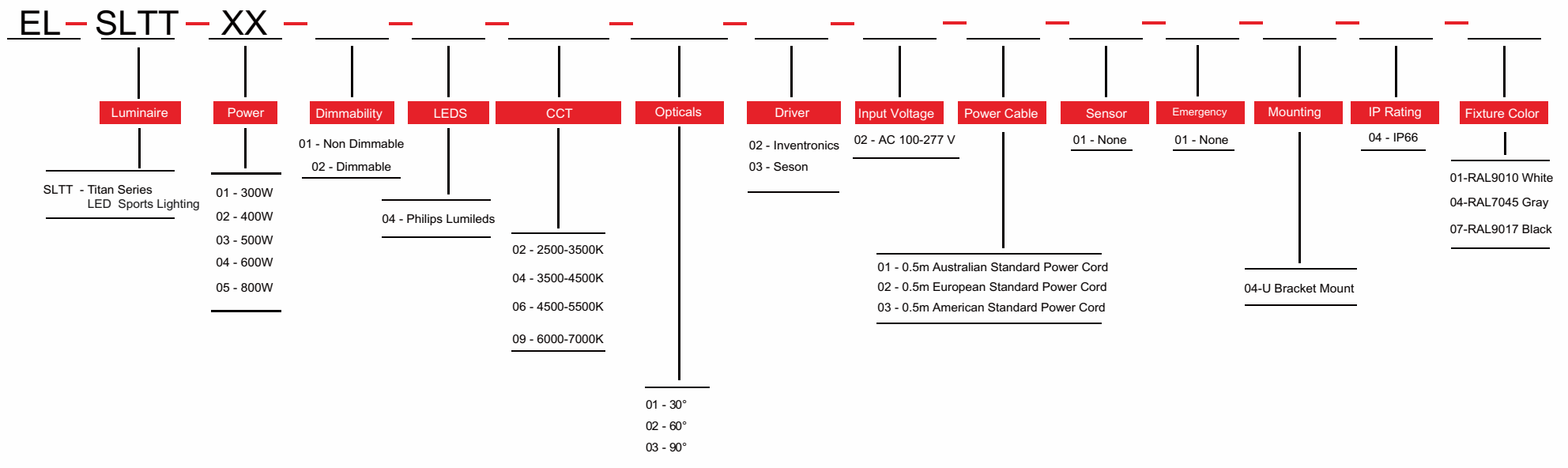
Safety and simplicity are crucial when installing and maintaining a sport light at great heights. As a complete lighting solution for both outdoor and indoor spaces, Titan is ideally suited for a large variety of mast configurations, mountings and heights. Featuring a lighter, more compact design and improved thermal management, it is much easier to install



DISCOVER TITAN

M	EL-SLTT-300	EL-SLTT-400	EL-SLTT-500	EL-SLTT-600	EL-SLTT-800
W	300W	600W	500W	600W	800W
lm	48,000lm	60,000lm	72,500lm	96,000lm	120,000lm
LPW	160LPW	150LPW	145LPW	160LPW	150LPW
Dimensions	483×450×321mm 19.0×17.7×12.6in	483×450×321mm 19.0×17.7×12.6in	483×450×321mm 19.0×17.7×12.6in	581.3×537×321mm 22.8×21.1×12.6in	581.3×537×321mm 22.8×21.1×12.6in
CCT	4500~5500K (2500~6500K Optional)				
CRI	≥70				
Brand	Sosen / Inventronics				
IP	IP66 / IP67				
IK	IK10				
Voltage	AC 100~277V / AC 200~480 V				
PF	0.95 min				
LEDs	Philips Lumileds				
L70	>120,000hours				
Beam	30° / 60° / 90°				
Vibration	3G Vibration				
Temp	Operating Temperature:-45°C to +45°C (-49°F to 113°F) Storing Temperature:-45°C to +80°C (-49°F to 176°F)				

ORDERING INFORMATION



E-Lite Semiconductor Co., Ltd.
Headquarter & Factory
Website: <http://www.elitesemicon.com>