



Xtreme™

LED Tunnel Lights**30W~300W****FEATURES**

- System Light Efficacy 125~150 LPW
- Flexible, Modular Design
- Multiple Choice of Optical Lenses
- Easy Installation & Maintenance
- IP66
- Five Years Warranty
- CE, RoHS
Pending - ETL, DLC Premium, CB, SAA;

SPECIFICATIONS**PERFORMANCE**

LED Chip	Philips Lumileds 3030 / Cree
Color Temperature	3500~5500K (2500~5500K Optional)
CRI	≥70
Lumen Maintenance	L70>120,000 hours (Calculated Using TM-21 Calculator)
Input Voltage	100-277 VAC
Surge protection	10KV
Surface Treatment	Corrosive resistant polyester powder coat finish
Lens Material	PC 3000U
Power Factor	0.95 minimum
IP Rating	IP66
IK Rating	IK10

ENVIRONMENTAL

Operating Temperature	-30 to 50°C (-22 to 122°F)
Storing Temperature	-40 to 80°C (-40 to 176°F)
Humidity	15% to 95% RH

PHYSICAL

Fixture Material	Aluminum Alloy
------------------	----------------

WARRANTY	5 Years
-----------------	----------------

E-LITE semicon

■ Specifications

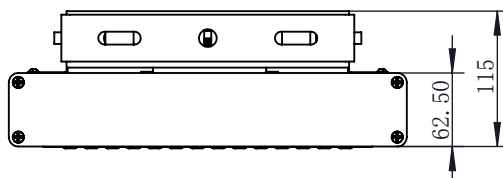
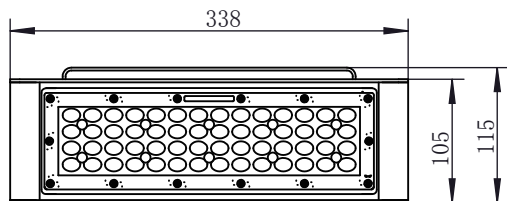
Picture	Part#	Power	Efficacy(IES)	Total Lumen	N.W	Product Dimensions
	EL-TLXT-30	30W	150LPW	4,500lm	2.0kg/4.4lbs	338×115×115mm 13.3×4.5×4.5in
	EL-TLXT-50	50W	137LPW	6,850lm	2.0kg/4.4lbs	338×115×115mm 13.3×4.5×4.5in
	EL-TLXT-70	70W	140LPW	9,800lm	2.0kg/4.4lbs	338×115×115mm 13.3×4.5×4.5in
	EL-TLXT-90	90W	125LPW	11,250lm	2.0kg/4.4lbs	338×115×115mm 13.3×4.5×4.5in
	EL-TLXT-100	100W	135LPW	13,500lm	2.0kg/4.4lbs	338×115×115mm 13.3×4.5×4.5in
	EL-TLXT-150	150W	140LPW	21,000lm	3.0kg/6.6lbs	350×228×115mm 13.8×9.0×4.5in
	EL-TLXT-200	200W	135LPW	27,000lm	3.0kg/6.6lbs	350×228×115mm 13.8×9.0×4.5in
	EL-TLXT-300	300W	135LPW	40,500lm	4.0kg/8.8lbs	350×325×115mm 13.8×12.8×4.5in



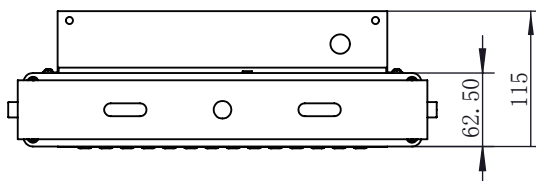
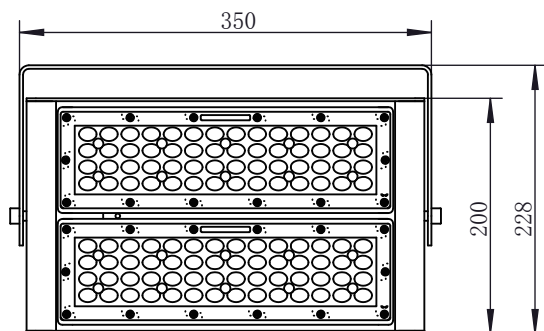
E-LITE semicon

■ Product Dimensions

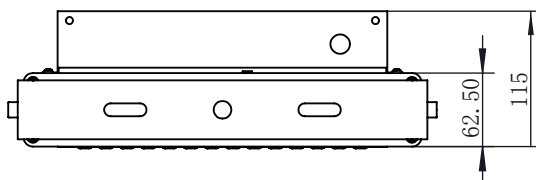
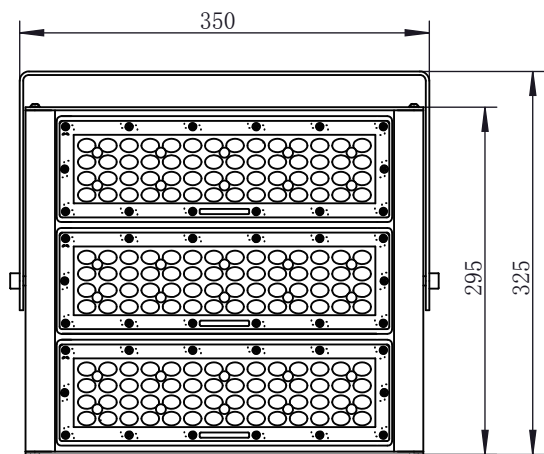
30W / 50W / 70W / 90W / 100W



150W / 200W



300W

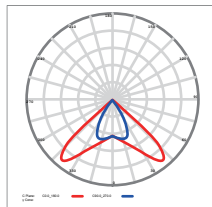


E-LITE semicon

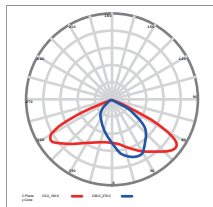
■ Photometrics

30W / 50W

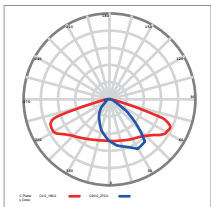
60 x 100° (TYPE I -VS)



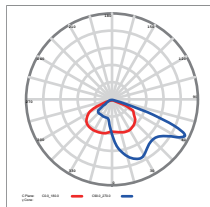
70 x 135° (TYPE II -S)



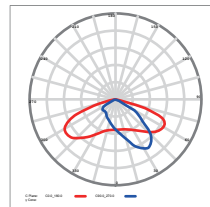
75 x 145° (TYPE II -M)



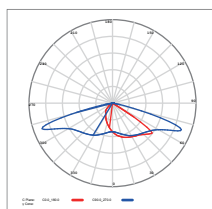
73 x 133° (TYPE IV -S)



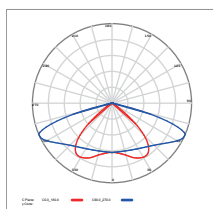
60 x 150° (TYPE III -M)



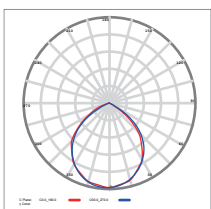
60 x 155° (TYPE II -M)



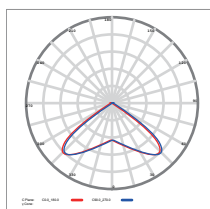
100 x 150° (TYPE I -M)



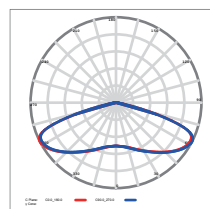
90° (TYPE V -VS)



110° (TYPE V -VS)

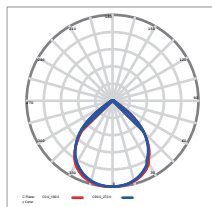


150° (TYPE V -VS)

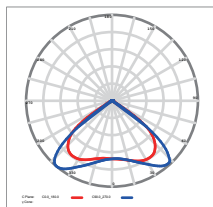


70W / 90W / 100W / 150W / 200W / 300W

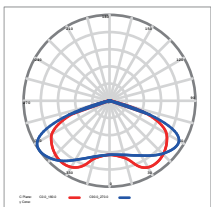
90°(TYPE V -VS)



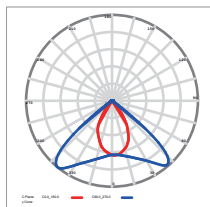
110° (TYPE V -VS)



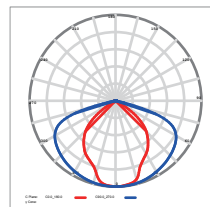
140° (TYPE V -VS)



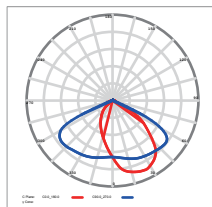
60x100°(TYPE I -VS)



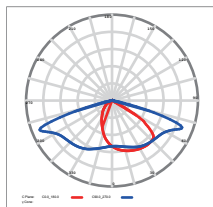
90x145°(TYPE I -VS)



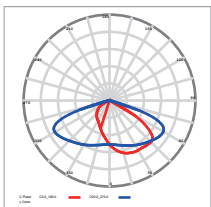
70x130°(TYPE II -S)



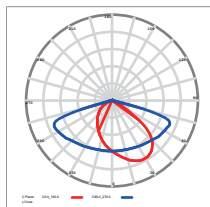
80x150°(TYPE III -M)



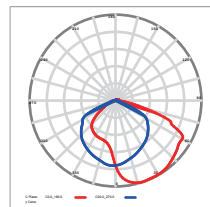
80x145°(TYPE III -S)




80x150°(TYPE III -S)



85x125°(TYPE IV -VS)



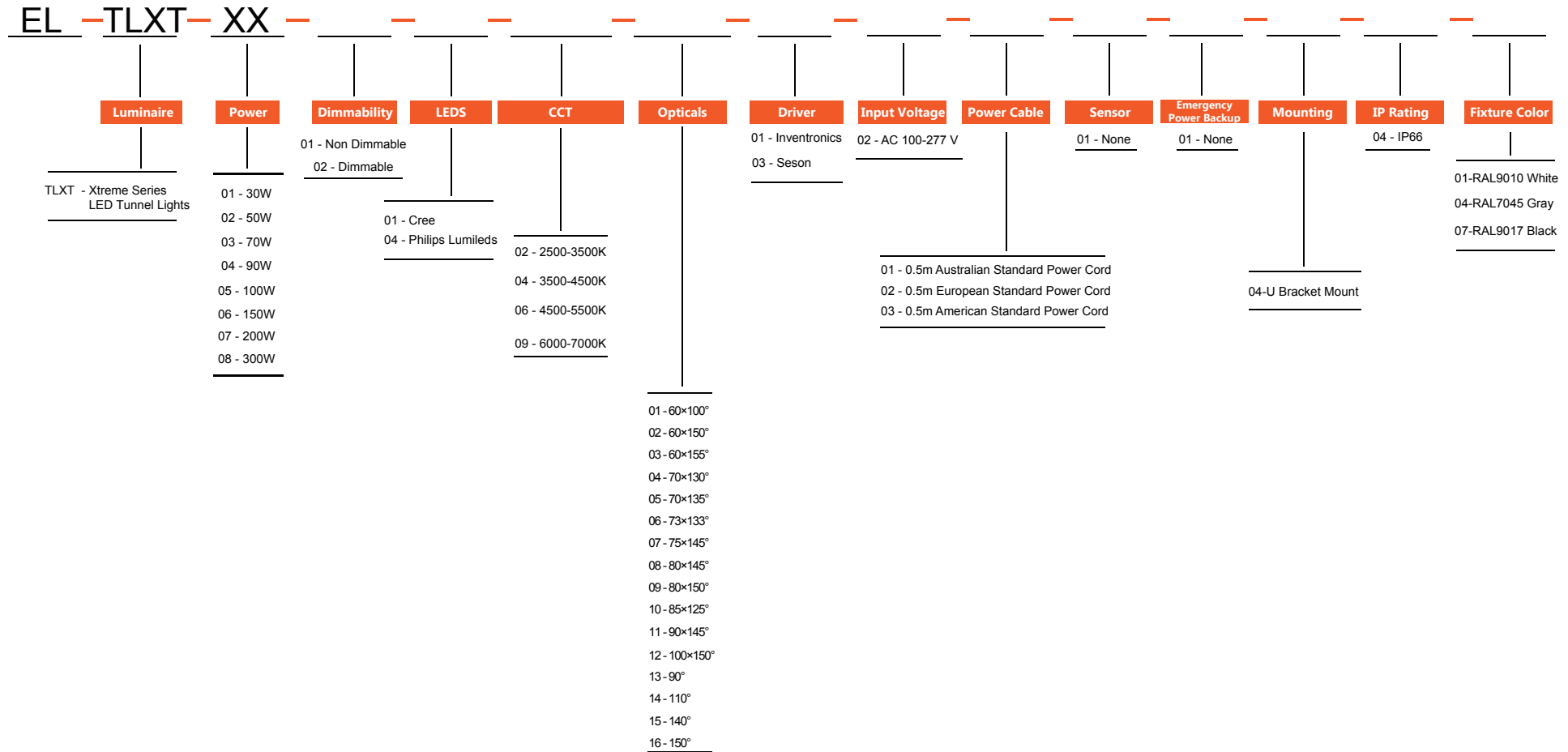
■ Mounting Options & Accessories

Image	Applicable Power	Product Code	Product Description
	30W~300W	SP-UB	Universal Bracket(Standard)

■ Case Demonstration



■ Ordering Information (Standard)



CB SAA (Pending)